


Miniature PCB Relay SRU Series

- Up to 12A switching capacity
- 1 form A (NO) and 1 form C (CO) contacts
- Flux proof, wash tight version available

Typical applications
Appliances, HVAC, office machines



Approvals

UL E58304, TUV R50137369
Technical data of approved types on request

Contact Data

Contact arrangement	1 form A (NO), 1 form C (CO)
Rated voltage	240VAC, 28VDC
Max. switching voltage	240VAC, 28VDC
Rated current	12A
Contact material	AgCdO, AgSnO ₂ , AgSnOInO
Min. recommended contact load	100mA at 5VDC
Frequency of operation	360 ops./h
Operate/release time max.	10/5ms

Electrical endurance

Type	Contact	Load	Operations
SRUDH		10A, 240VAC/24VDC res, -30 to +80°C	100x10 ³
SRUUH	AgCdO	12A, 240VAC/24VDC res, -30 to +80°C	100x10 ³
SRUUH	AgSnOInO	15A, 250VAC res, 50x10 ³	
SRUUH	AgSnOInO	28VDC, 12A res, -30 to + 80°C,	100x10 ³

Contact ratings	12A
Mechanical endurance, DC coil	5x10 ⁶ operations

Coil Data

Coil voltage range	3 to 48VDC
Operative range, IEC 61810	1
Coil insulation system according UL	Class F

Coil Data (continued)

Coil versions, DC coil

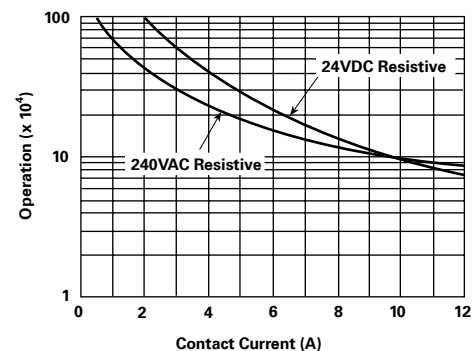
Coil code	Rated voltage VDC	Operate voltage VDC	Release voltage VDC	Coil resistance Ω±10%	Rated coil power mW
003	3	2.25	0.15	25	360
005	5	3.75	0.25	70	360
006	6	4.50	0.30	100	360
009	9	6.75	0.45	225	360
012	12	9.00	0.60	400	360
018	18	13.50	0.90	900	360
024	24	18.00	1.20	1600	360
048	48	36.00	2.40	4500	510

All figures are given for coil without pre-energization, at ambient temperature +23°C.

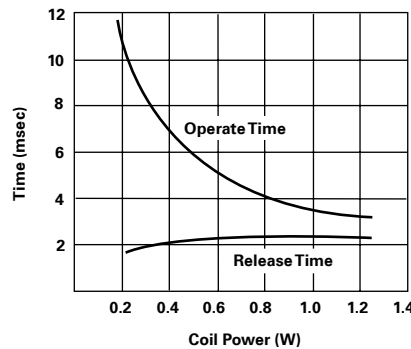
Insulation Data

Initial dielectric strength	
between open contacts	750V _{rms}
between contact and coil	1500V _{rms}
Clearance/creepage	
between contact and coil	>1.6/3.2mm

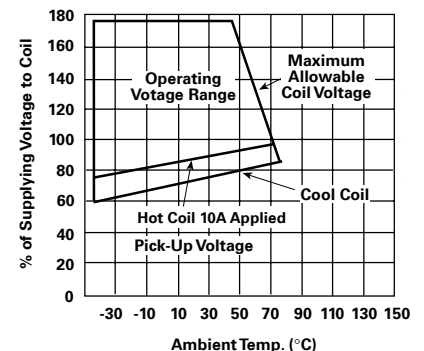
Electrical endurance



Operate time



Coil operative range



Miniature PCB Relay SRU Series (Continued)

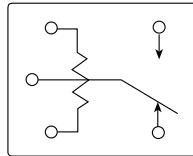
Other Data

Material compliance: EU RoHS/ELV, China RoHS, REACH, Halogen content refer to the Product Compliance Support Center at www.te.com/customersupport/rohssupportcenter

Ambient temperature	-30°C to +80°C
Category of environmental protection	
IEC 61810	RTII - flux proof RTIII - wash tight
Shock resistance (functional)	10g
Shock resistance (destructive)	100g
Weight	12g
Resistance to soldering heat THT	
IEC 60068-2-20	RTII: 270°C/10s RTIII: 260°C/5s
Packaging/unit	tube/25 pcs., carton box/1000 pcs.

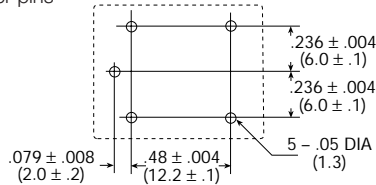
Terminal assignment

Bottom view on solder pins

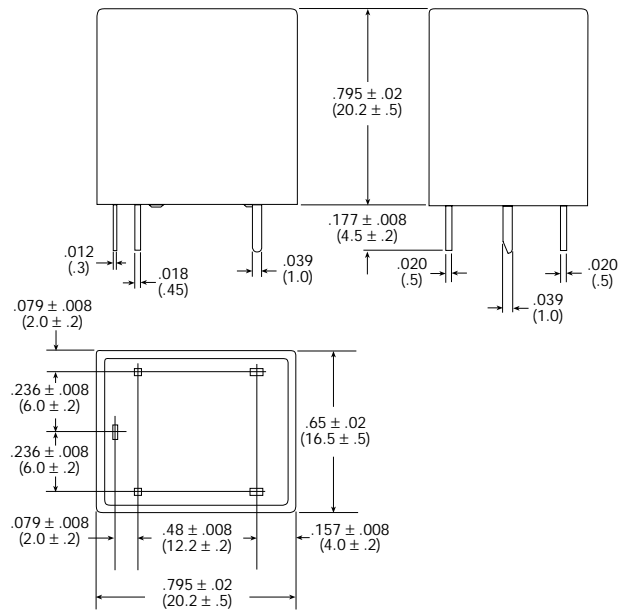


PCB layout

Bottom view on solder pins



Dimensions



Miniature PCB Relay SRU Series (Continued)

Product code structure	Typical product code	SRUDH	-SS	-1	12	D	M	1	F	,000
Type	SRUDH Miniature PCB Relay SRU series									
Enclosure	SS Flux proof SH Immersion cleanable case with knock-off nib									
Number of poles	1 1 pole									
Coil voltage	Coil code: please refer to coil versions table (e.g. 05=5VDC)									
Coil input	D Standard									
Contact arrangement	Blank 1 form C (CO) contact M 1 form A (NO) contact									
Contact material	1 AgCdO 2 AgSnO ₂ 4 AgSnOInO									
UL insulation system	Blank UL Class A F UL Class F									
Suffix	,000 Standard									

Other types on request

Product code	Enclosure	Coil	Arrangement	Cont.material	Insulation	Part number
SRUDH-SH-106D1,000	Wash tight	6VDC	1 form C (CO)	AgCdO	Class A	7-1419126-7
SRUDH-SH-112D1,000		12VDC				8-1419126-1
SRUDH-SH-112DM1,000			1 form A (NO)			8-1419126-4
SRUDH-SH-124D1,000		24VDC	1 form C (CO)			1440003-7
SRUDH-SH-124DM1,000			1 form A (NO)			9-1419126-0
SRUDH-SH-124DM1F,F000					Class F	1440003-8
SRUDH-SH-148D1,000		48VDC	1 form C (CO)		Class A	9-1419126-4
SRUDH-SS-105D1,000	Flux proof	5VDC				9-1419126-7
SRUDH-SS-109D1,000		9VDC				1419127-3
SRUDH-SS-112D1,000		12VDC				1-1419127-2
SRUDH-SS-112DM1,000			1 form A (NO)			1-1419127-6
SRUDH-SS-112DM2F,00000				AgSnO	Class F	2071054-5
SRUDH-SS-124D1,000		24VDC	1 form C (CO)	AgCdO	Class A	2-1419127-3
SRUUH-SH-112D1,000	Wash tight	12VDC				1-1461759-0
SRUUH-SH-112DM4,000			1 form A (NO)	AgSnOInO		1-1649406-0
SRUUH-SH-124DM4,000		24VDC				1-1649406-1
SRUUH-SS-112D1F,000	Flux proof	12VDC	1 form C (CO)	AgCdO	Class F	1649501-4
SRUUH-SS-112D4,000				AgSnOInO	Class A	1649408-4
SRUUH-SS-124D4,000		24VDC				1649408-5
SRUUH-SS-124DM4,000			1 form A (NO)			1649406-5